

8 7 6 5 4 3 2 1

F

F

E

E

D

D

C

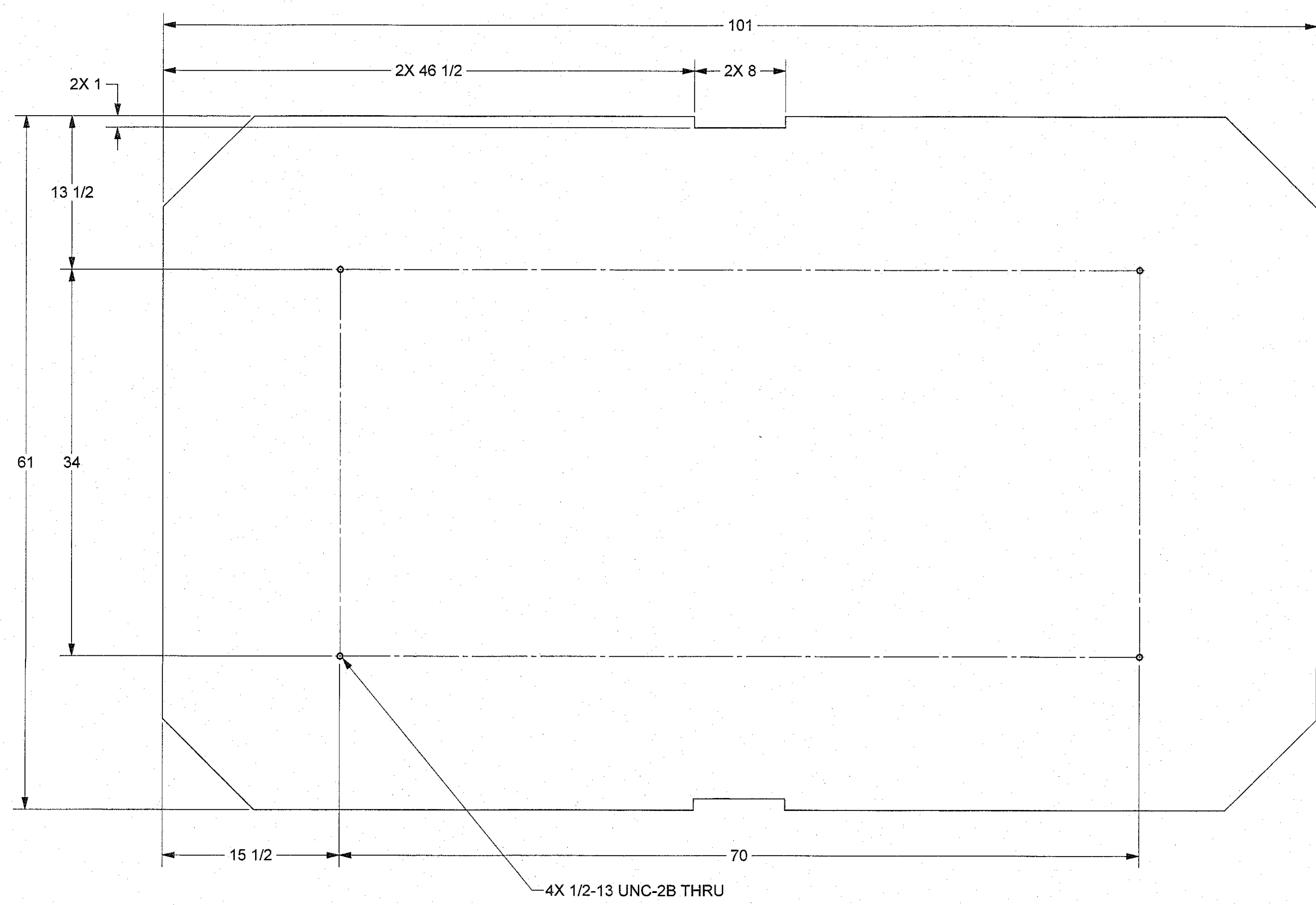
C

B

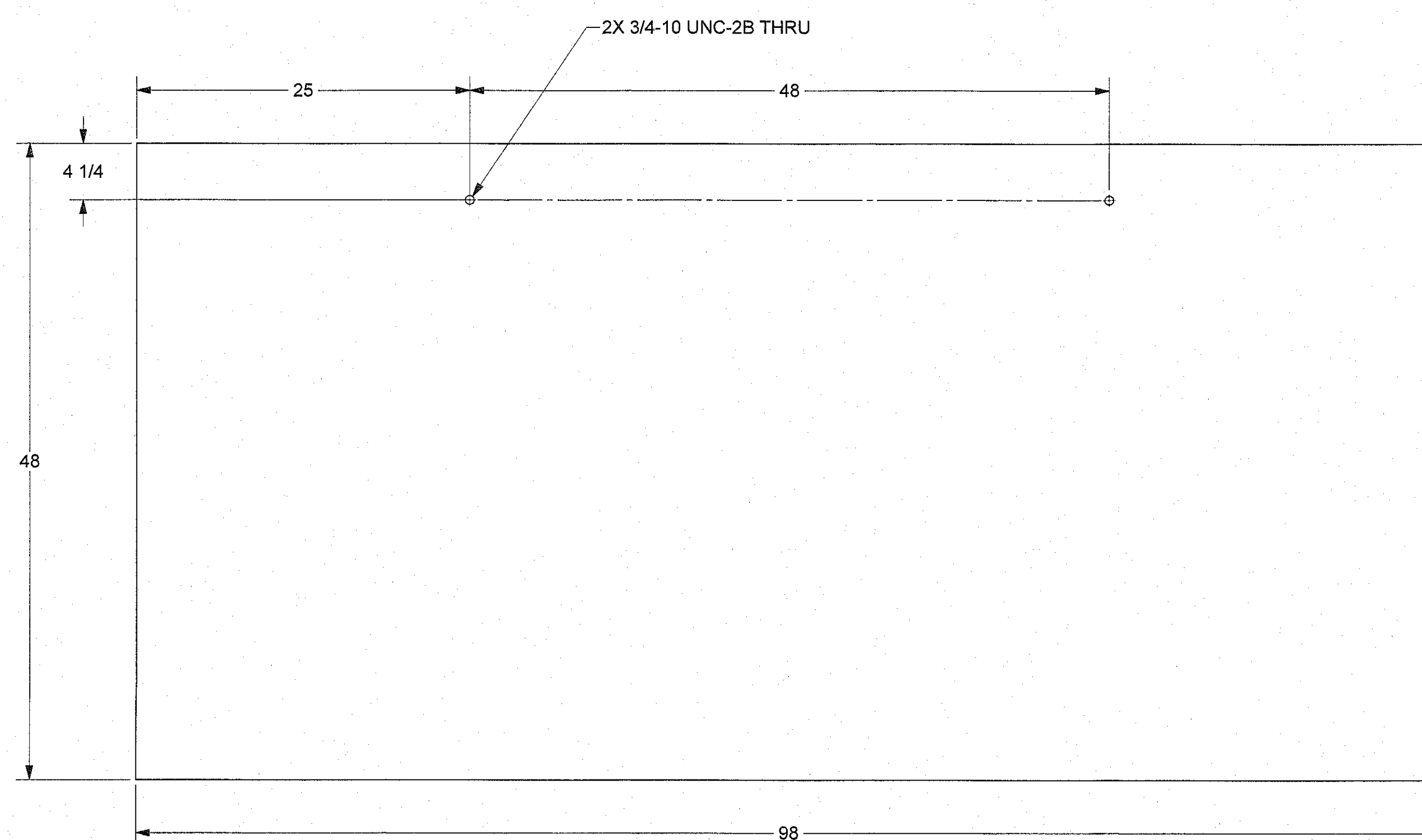
B

A

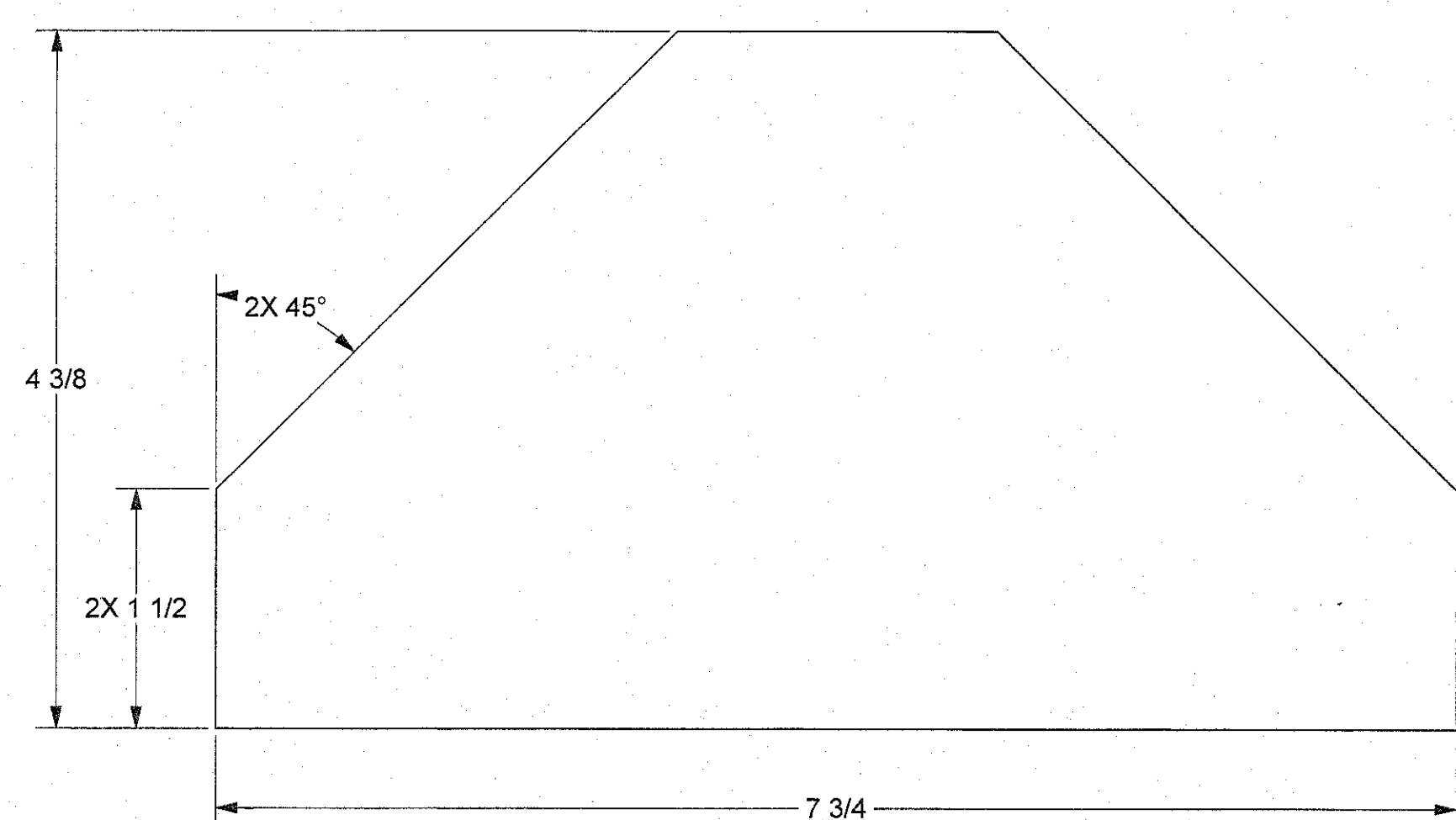
A



6 LID  
SCALE: 1:8



9 LONG SIDE PLATE  
SCALE: 1:8



10 ALIGNMENT PLATE  
SCALE: FULL

FOR GENERAL NOTES AND PARTS LIST SEE SHEET 1.

Approved for Construction  
ISSUED BY  
**DOCUMENT CONTROL**  
Date: 5/11/2022 AK

BLDG. NO. 324	CAUTION: NOT COMPLETE WITHOUT CURRENT CHANGE DOCUMENTS FROM DATABASE	ATTENTION: DESTROY THIS DOCUMENT BY SHREDDING MAY CONTAIN SENSITIVE INFORMATION
DRAWN BY Z. FITZGERALD	DATE 5/11/22	COMPANY OPCO
CHECKED BY B. LILLY	DATE 5/11/22	COMPANY OPCO
DESIGNED BY D.J. TEDESCHI	DATE 5/11/22	COMPANY OPCO
ENGINEERED BY G.E. DIXSON	DATE 5/11/22	COMPANY OPCO
ENGINEERING MANAGER		
U.S. DEPARTMENT OF ENERGY Richland Operations Office		
1.5 INCH SHIELDING ASSEMBLY AND DETAILS FOR 7AF-255 CTI CONTAINER		
INDEX NO. 1001	SIZE F	DRAWING NO. H-3-318641
	SCALE SHOWN	SHEET 3
		REV 0
		PLOTID 1

DWG NUMBER	TITLE	REF NUMBER	TITLE
	DRAWING TRACEABILITY LIST		REFERENCES
		NEXT USED ON	

REV. NO.	DESCRIPTION
0	INITIAL RELEASE PER DCN-SRP-203
REV. NO.	DESCRIPTION
REV. NO.	DESCRIPTION

8 7 6 5 4 3 2 1