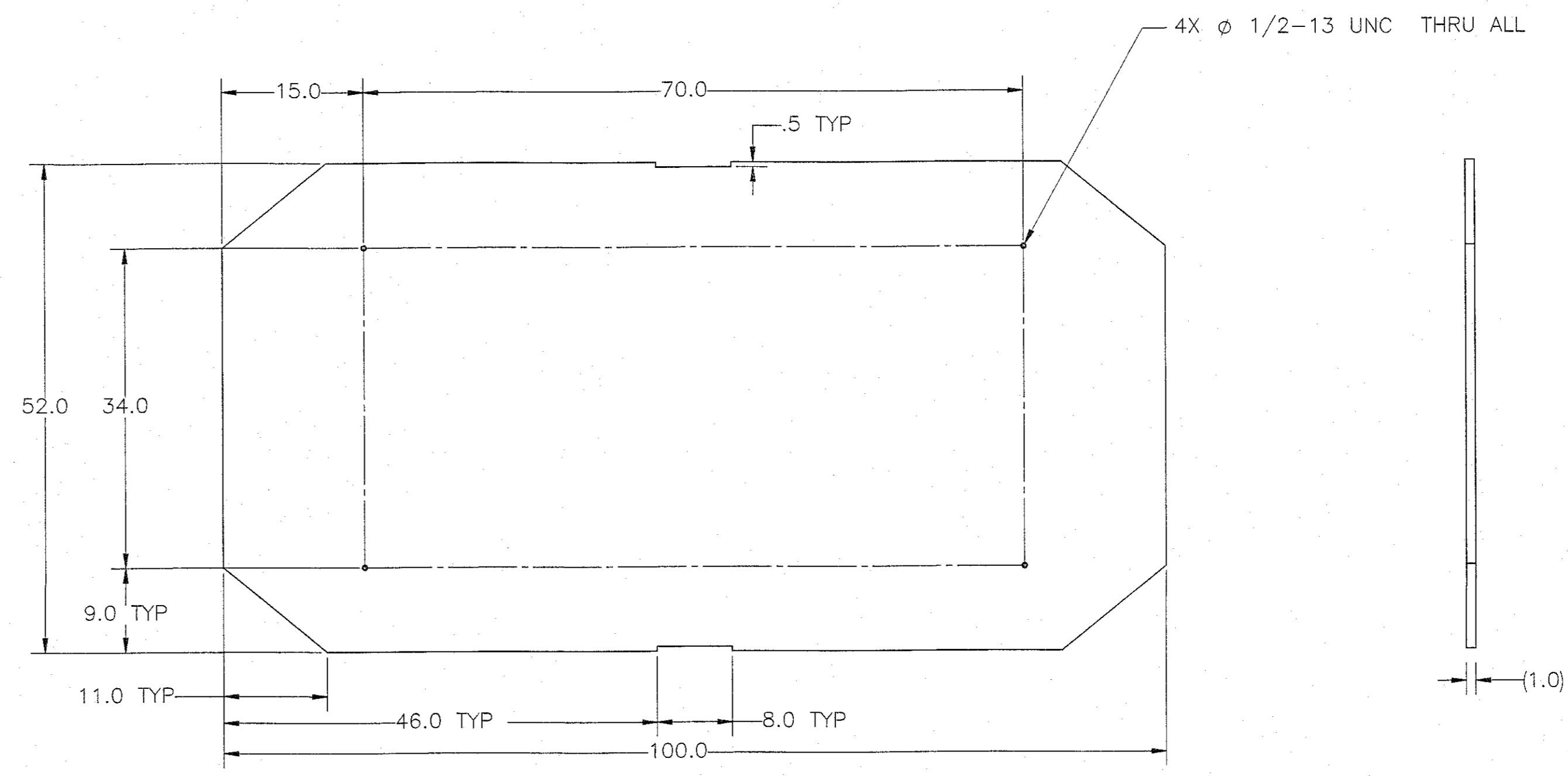
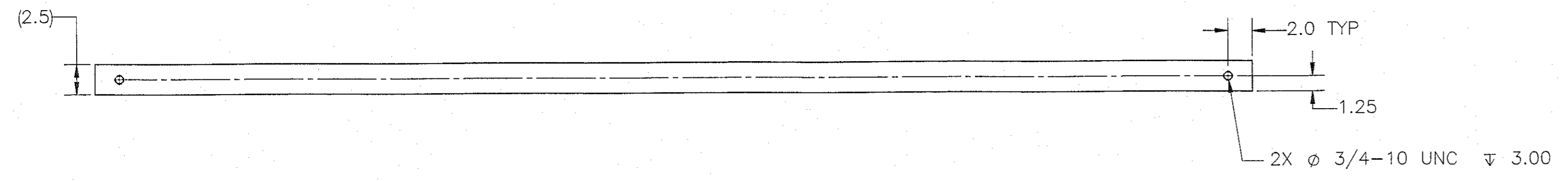



8 ALIGNMENT GUIDE  
SCALE: 2:1



5 LID  
SCALE: 1:12



4 LONG SIDE PLATE  
SCALE: 1:8



SEE SHEET 1 FOR PARTS/MATERIALS AND GENERAL NOTES

Approved for Construction  
ISSUED BY  
DOCUMENT CONTROL  
Date: 3-11-19 *KL*

**ORIGINAL**

DWG NUMBER	TITLE	REF NUMBER	TITLE	REV NO.	DESCRIPTION
				0	INITIAL RELEASE OF DCN-SRP-151
DRAWING TRACEABILITY LIST		REF NUMBER	TITLE	REV NO.	DESCRIPTION
		REF NUMBER	TITLE	REV NO.	DESCRIPTION

324 BUILDING DISPOSITION PROJECT		CAUTION NOT COMPLETE WITHOUT CURRENT CHANGEDOCUMENTS FROM DATABASE		U.S. DEPARTMENT OF ENERGY Richland Operations Office	
BLDG. NO. 324	INDEX NO. 5010	NAME D.J. FEDESCHINI B.A. JILLY D.J. FEDESCHINI P.S. HALVORSON	DATE 5-6-19 02/04/19 2-5-19 2-6-19	SIZE F	DRAWING NUMBER H-3-318572
		324 BLDG 2.5" SHIELDING DETAILS FOR 9' x 5' CTI (7AF-225) CONTAINERS		SHEET 2	REV 0
		REVISIONS	SCALE AS SHOWN	PLOTID 1	