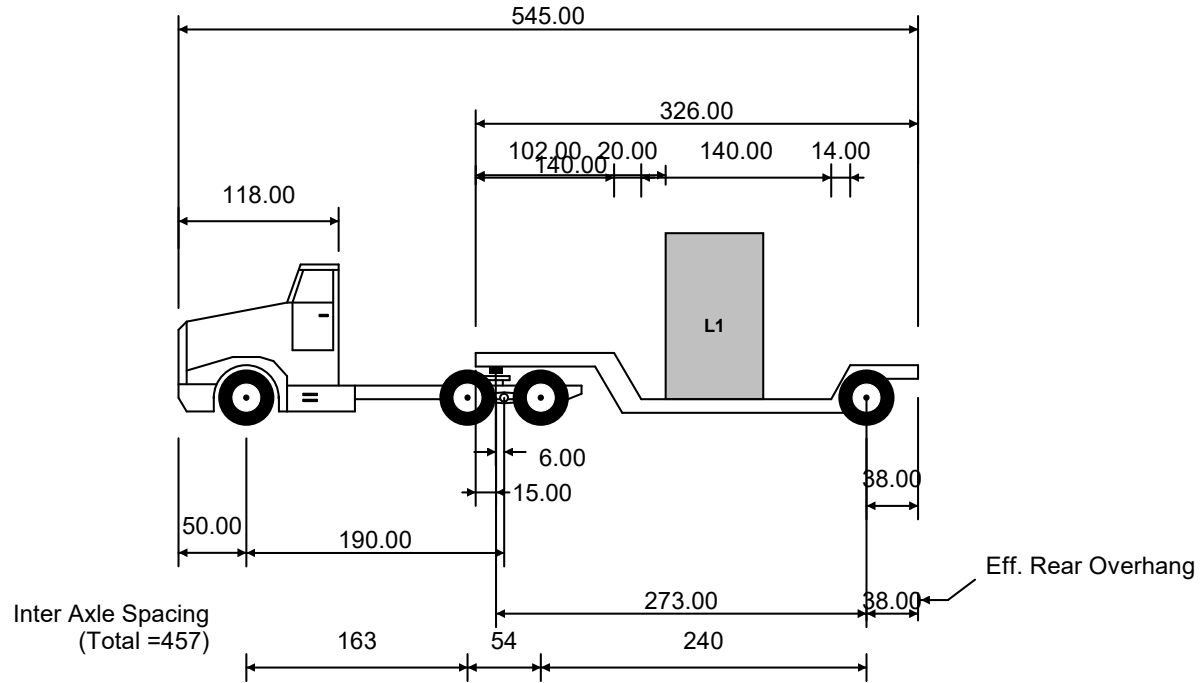


All lengths in inches and weights in pounds



Units: in & lb
Axle Loads:

	#1 (lb)	#2 (lb)	#3 (lb)	Total (lb)
Tare:	11782.7	12117.3	6380	30280
Accessories:	0	0	0	0
Payload:	259.1	7946	11794.9	20000
Total:	12041.8	20063.3	18174.9	50280
Desired/(GVW)*:	0	0	0	-
GAWR/(GVWR)*:	0	0	0	-


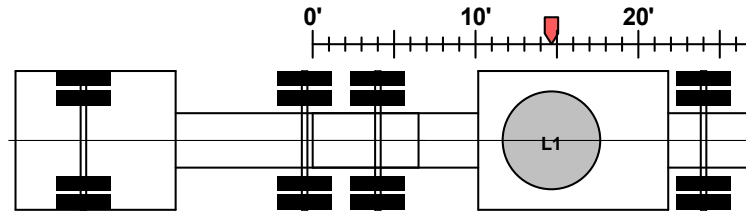
Unit:	1 (Tractor)	2 (Lowbed)	Vehicle
Tare weight (lb):	21280	9000	30280
Accessories(lb):	0	0	0
Payload (lb):	0	20000	20000
Total (lb):	21280	29000	50280
Overall C.G. height (in) (measured from ground)	42.18	68.38	

Single axle shuttle trailer for ILAW Casks on Tandem Truck

Title:

ILAW SA

All lengths in inches and weights in pounds



Units: in & lb
Axle Loads:

	#1 (lb)	#2 (lb)	#3 (lb)	Total (lb)
Tare:	11782.7	12117.3	6380	30280
Accessories:	0	0	0	0
Payload:	259.1	7946	11794.9	20000
Total:	12041.8	20063.3	18174.9	50280
Desired/(GVW)*:	0	0	0	-
GAWR/(GVWR)*:	0	0	0	-

Payload (all Loads together)		Unit 2 (Lowbed)
Payload weight:	(lb)	20000
Payload C.G. position * :	(in)	176.00
Position where loading starts * :	(in)	140.00

* measured for chassis from back of cab, for other Units from front end of Body.

☉ = Overall center of gravity

Single axle shuttle trailer for ILAW Casks on Tandem Truck

Title:

ILAW SA

