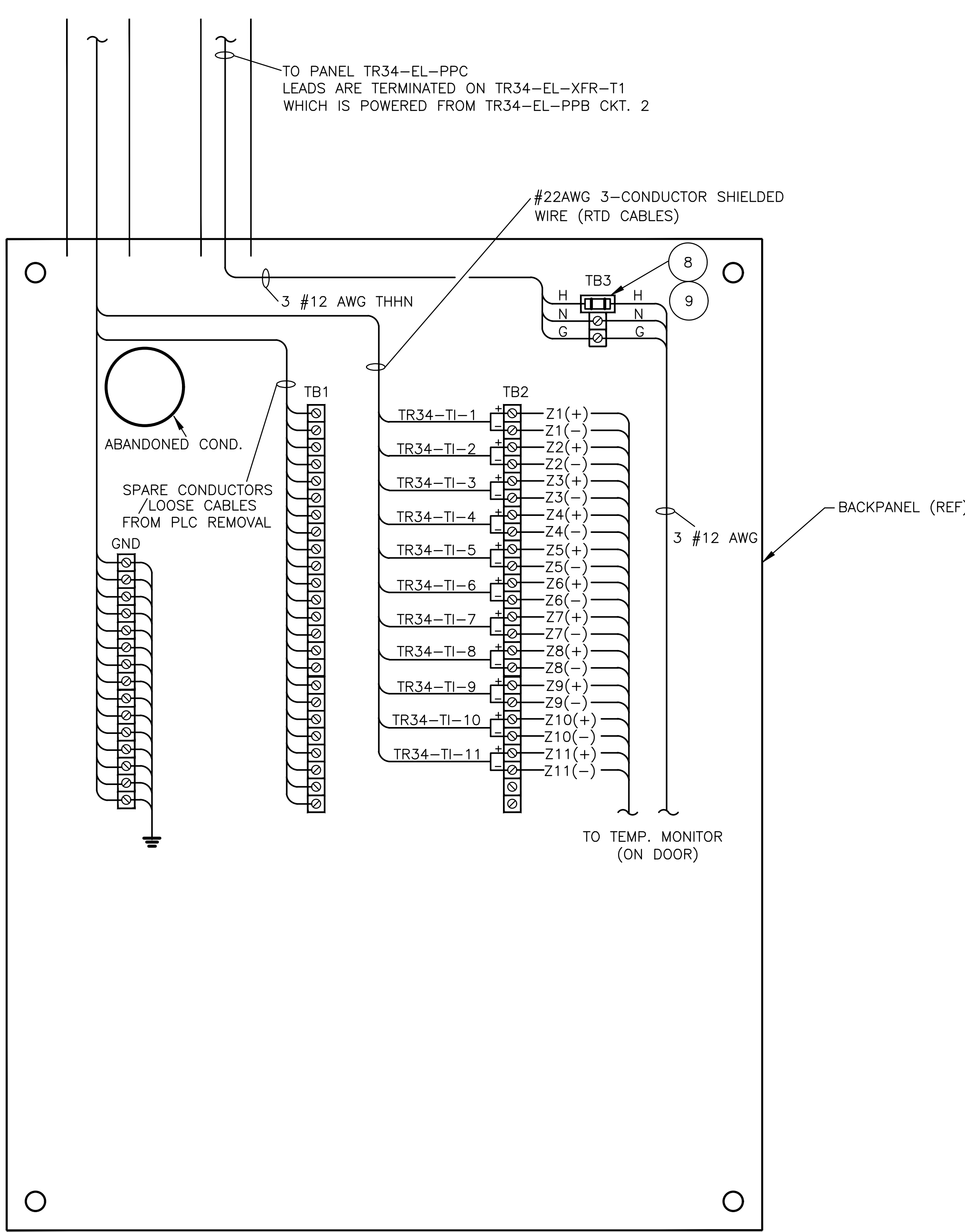
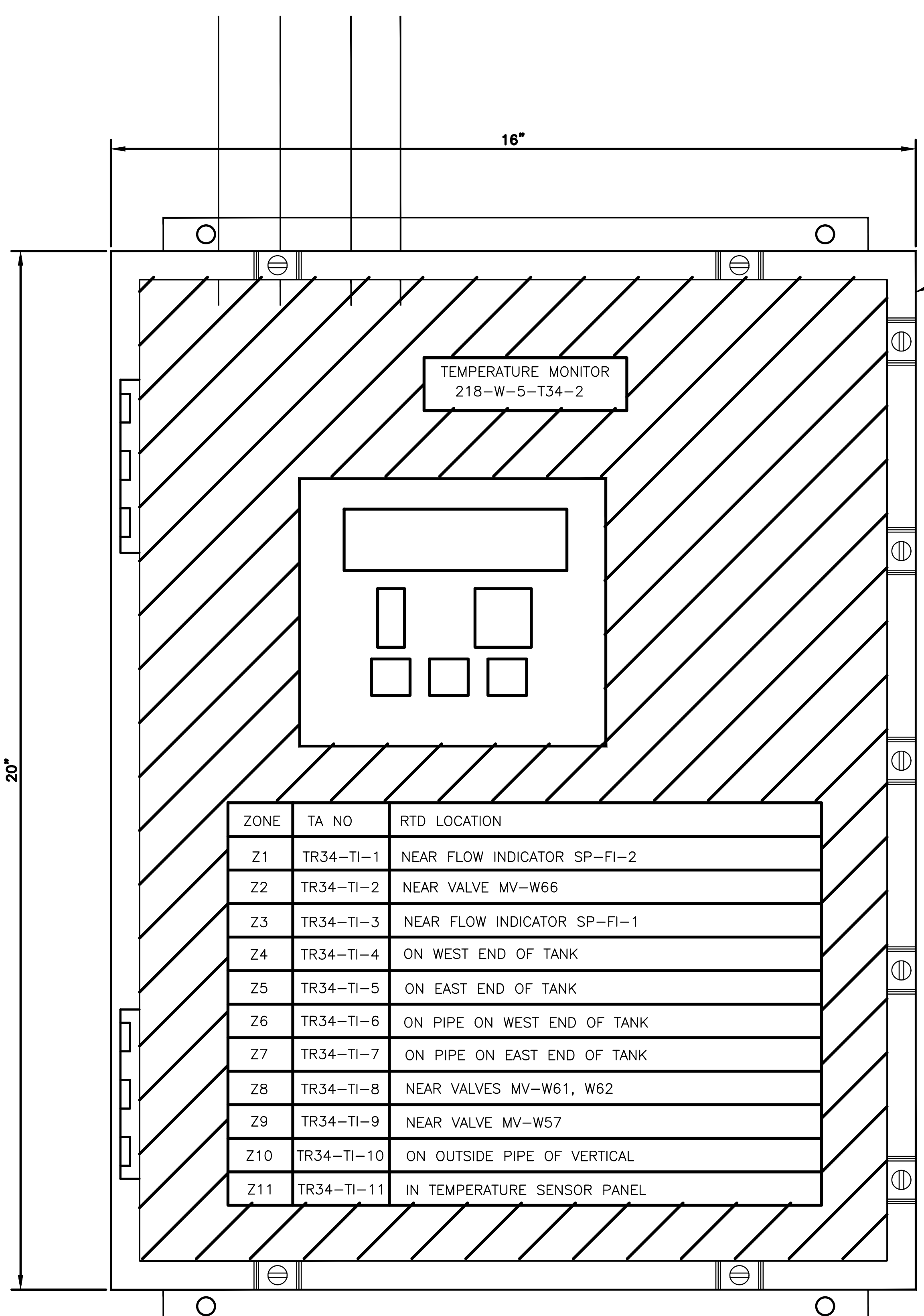
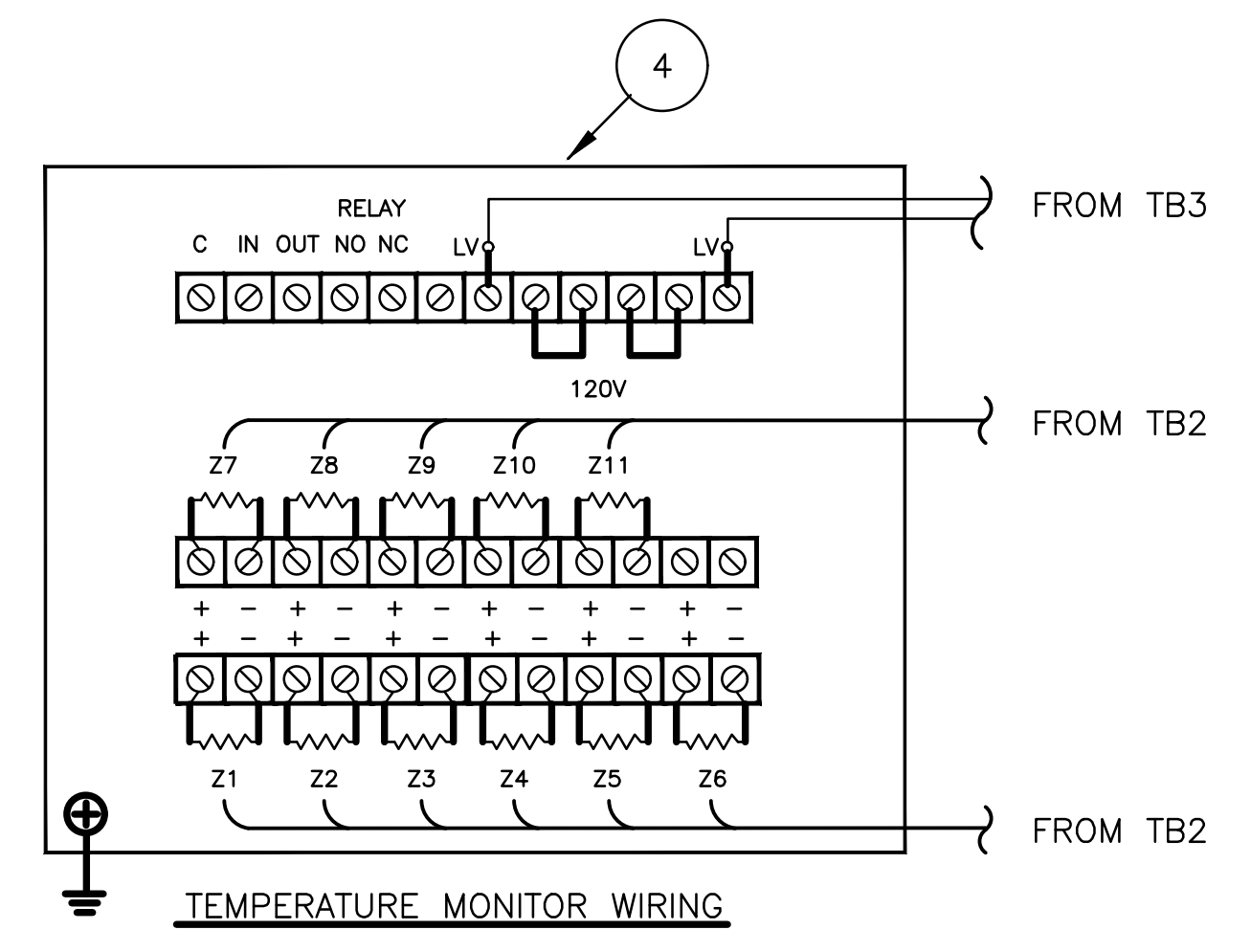


PARTS LIST/MATERIAL LIST						
QTY	REQD	PART/DASH NUMBER	DESCRIPTION	MATERIAL/REFERENCE	SHEET	ITEM NO.
	X	-010	ASSEMBLY, REMOTE MONITORING CONTROL PANEL			1
						2
1		HC201608	ENCLOSURE, NEMA 4X, 20X16X8, WITH BACKPANEL, HINGED LEXAN COVER, AND MISC HARDWARE	QUBE		3
1		CN612RTD2-10	12 ZONE RTD TEMPERATURE MONITOR	OMEGA		4
11			RTD 10 OHM 2-WIRE			5
1		DS20-LK	TERMINAL BLOCK	BUSSMAN		6
1		18Z760	35MM DIN RAIL	GRAINGER		7
1		NSYTRV42SF5LD	1A FUSE DISCONNECT 5X20MM	SCHNEIDER		8
1		GGA1	1A FUSE 5X20MM 250VAC	FERRAZ		9
						10
						11
						12



SYMBOL LIST:
 + = RED WIRE
 - = CLEAR WHITE WIRE

- NOTES:**
- FIELD TO INSTALL PER MANUFACTURERS INSTRUCTIONS.
 - FIELD TO INSTALL AS REQUIRED.
 - FOR RTD LOCATIONS SEE DRAWING H-2-818404 SH. 2
 - PARTS MAY BE REPLACE WITH LIKE FOR LIKE AND LIKE FOR KIND PER DA DISCRETION



TEMPERATURE MONITOR PANEL
 218-W-5-T34-2

DWG NUMBER	TITLE	REV	DESCRIPTION
H-2-818404	ELEC-CONT RMW LAND DSPL FACIL TR-34		
H-2-821565	PUMP CONTROL CIRCUIT		
4	REVISED PER ECR-24-000191		

Approved for Public Release;
 Further Dissemination Unlimited

DATE: Mar 12, 2024

CAUTION
 NOT COMPLETE WITHOUT CURRENT CHANGE DOCUMENTS FROM DATABASE

ATTENTION
 DESTROY THIS DOCUMENT BY SHREDDING MAY CONTAIN SENSITIVE INFORMATION

U.S. DEPARTMENT OF ENERGY
 Richland Operations Office

TEMPERATURE MONITORING PANEL ASSEMBLY TRENCH 34

INDEX NO. 7501

SIZE: DRAWING NUMBER: F H-2-830312

SHEET 1 REV 4

SCALE: NONE

6865

DOE-TB-F.DWG (JAN 2012)